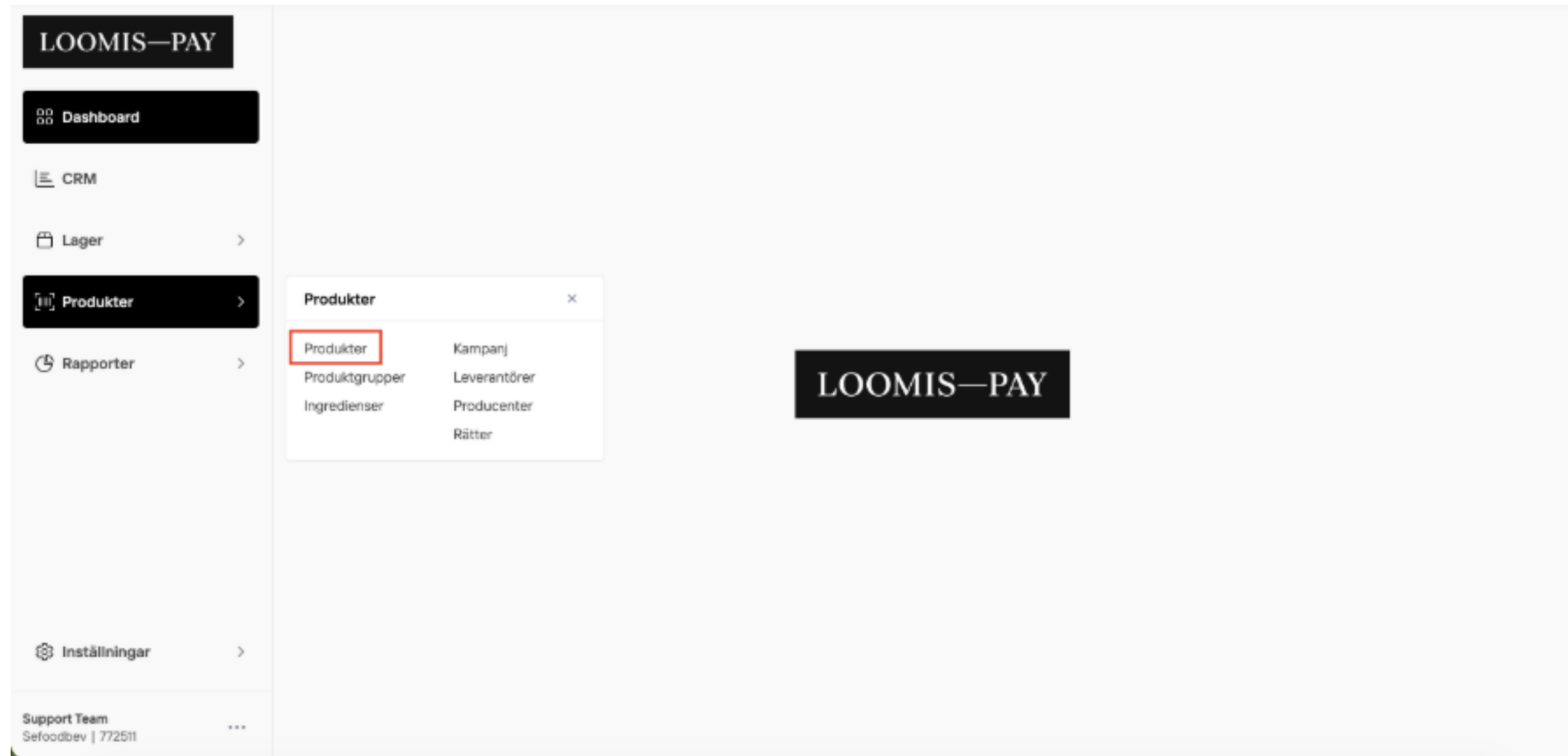


Create new product: Page 2-6
Add products and edit in the till: Page 7-9
Rapporter: Page 10
Månadsrapport: Page 11-17

Click Produkter.



Then click Produkter.



Click Ny Produkt.

LOOMIS—PAY

Dashboard
CRM
Lager >
Produkter >
Rapporter >
Inställningar >
Support Team
Sefoodbev | 772511 ...

Produkter

Ny produktkombination Ny produktvariant **Ny produkt**

Sök Sök Fler filter

<input type="checkbox"/>	Produktnummer	Namn	Produktgrupper	Momsats	Pris inkl moms	Ta med
<input type="checkbox"/>	2059011945	Kardemummabulle	Bullar	25,00%	55,00	☑
<input type="checkbox"/>	2059011946	Vaniljbulle	Bullar	25,00%	55,00	☑
<input type="checkbox"/>	2059011937	Kanelbulle	Bullar	12,00%	55,00	☑
<input type="checkbox"/>	2059011929	AP	AMERICAN PAN PIZZA	25,00%	1,00	☑
<input type="checkbox"/>	1841062	Dagens lunch	Mat	12,00%	130,00	☑
<input type="checkbox"/>	1841047	4 Kycklingtallrik	Mat	12,00%	130,00	☑
<input type="checkbox"/>	1841039	4 Ost & skinksallad	Mat	12,00%	130,00	☑
<input type="checkbox"/>	1841055	4 Rödspätta	Mat	12,00%	160,00	☑
<input type="checkbox"/>	1841030	45 Ei Taco	Mat	12,00%	150,00	☑
<input type="checkbox"/>	1841031	46 Pepperoni	Mat	12,00%	150,00	☑
<input type="checkbox"/>	1841032	47 Kentucky	Mat	12,00%	150,00	☑
<input type="checkbox"/>	1841033	48 New York	Mat	12,00%	150,00	☑
<input type="checkbox"/>	1841034	49 Roma	Mat	12,00%	150,00	☑
<input type="checkbox"/>	1841056	5 Hamburger Tallrik 150g	Mat	12,00%	120,00	☑

Then enter Namn, Produktgrupp, Momssats and Pris.

The screenshot shows the Loomis-PAY product management interface. The left sidebar contains navigation options: Dashboard, CRM, Lager, Produkter (highlighted), Rapporter, and Inställningar. The main content area is divided into two sections. The top section is for product details, including fields for Produktnummer (2059011960), Streckkod, Leverantör (Auto), Courses, and Producent. The bottom section is for pricing, with tabs for 'Priser' and 'Prislistor'. It includes fields for 'Inköpspris' (with a SEK currency selector) and 'Momssats' (25.00). Below these are two rows of pricing fields: 'Ordinarie pris' and 'Erbjudande pris', each with columns for 'Vinst %', 'Vinst', 'Pris exkl moms', and 'Pris inkl moms'. At the bottom right, there are buttons for 'Avbryt' and 'Spara', with the 'Spara' button highlighted by a red box.

	Inköpspris	Momssats *
	SEK	25.00

	Vinst %	Vinst	Pris exkl moms	Pris inkl moms *
Ordinarie pris				
Erbjudande pris				

Then save.

LOOMIS—PAY

- Dashboard
- CRM
- Lager >
- Produkter >**
- Rapporter >
- Inställningar >
- Support Team Sefoodbev | 772511 ***

Produktnummer: 2059011960
Streckkod: Auto
Leverantör:

Courses:
Producent:

Anpassade fält ▾
Enhet:

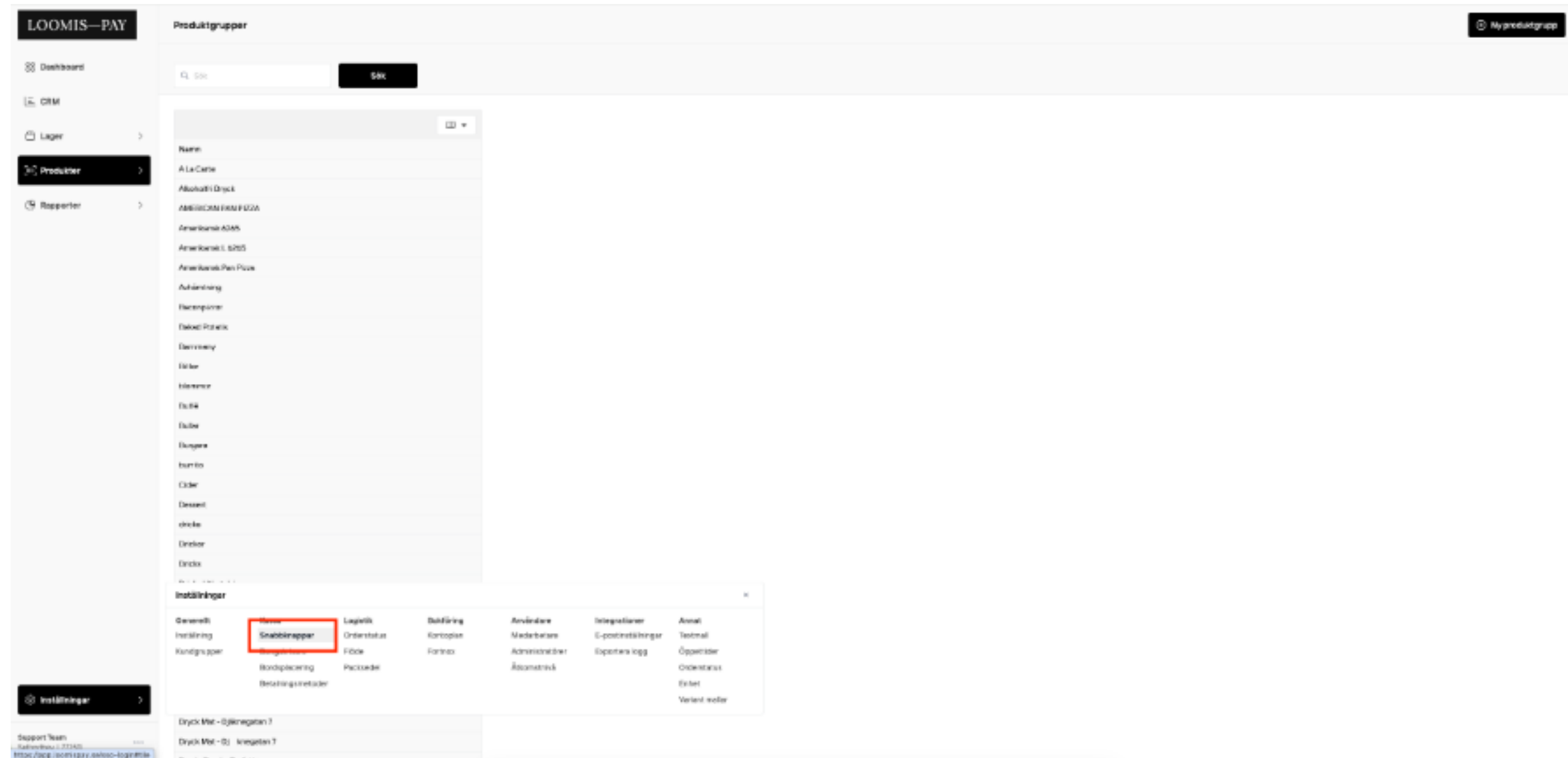
Priser | Prislistor

Inköpspris: SEK Momssats: 25.00 ▾

	Vinst %	Vinst	Pris exkl moms	Pris inkl moms
Ordinarie pris	<input type="text"/>	<input type="text"/>	<input type="text"/>	<input type="text"/>
Erbjudande pris	<input type="text"/>	<input type="text"/>	<input type="text"/>	<input type="text"/>

Avbryt **Spara** ▲

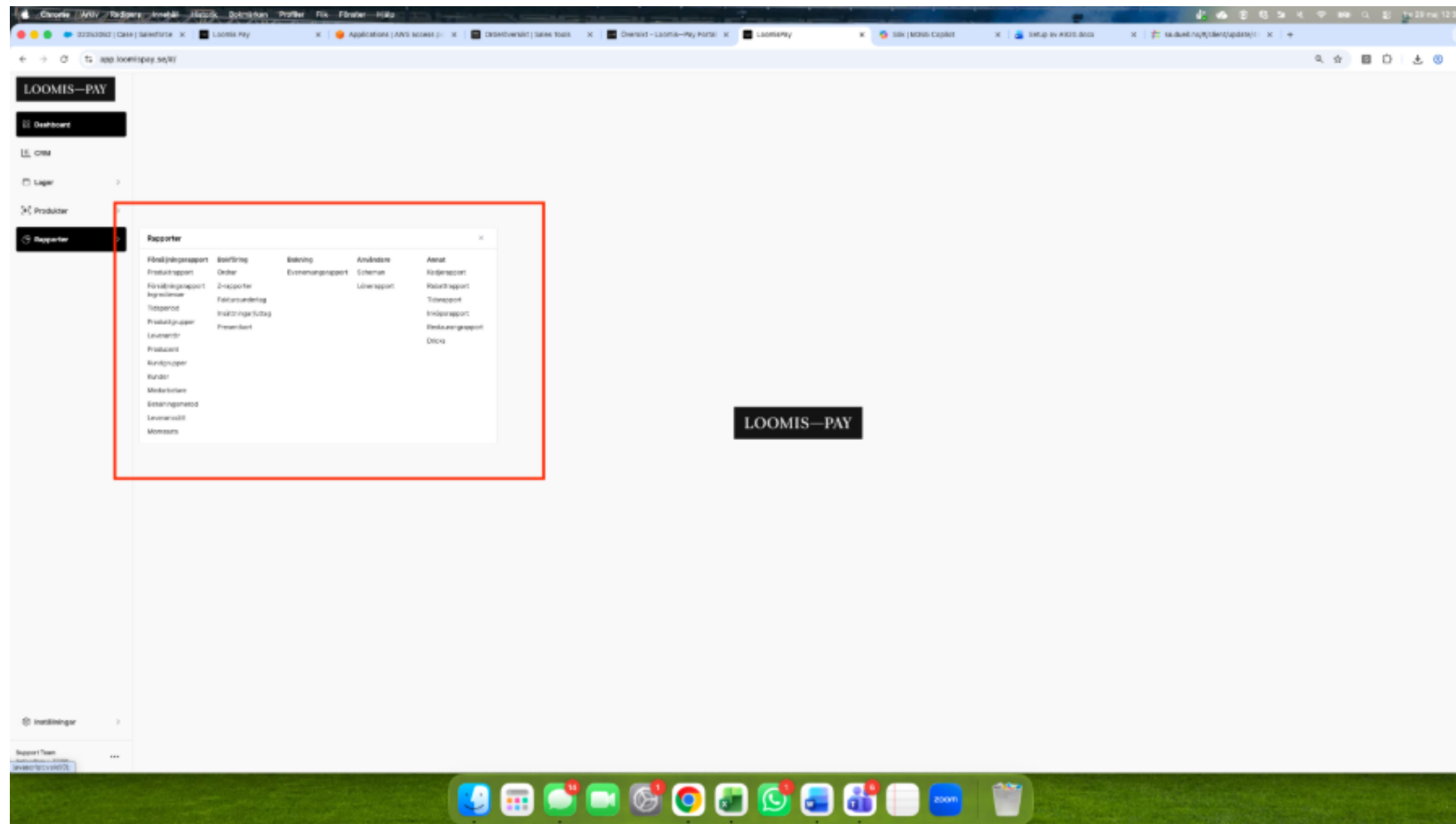
Then click Snabbknappar.



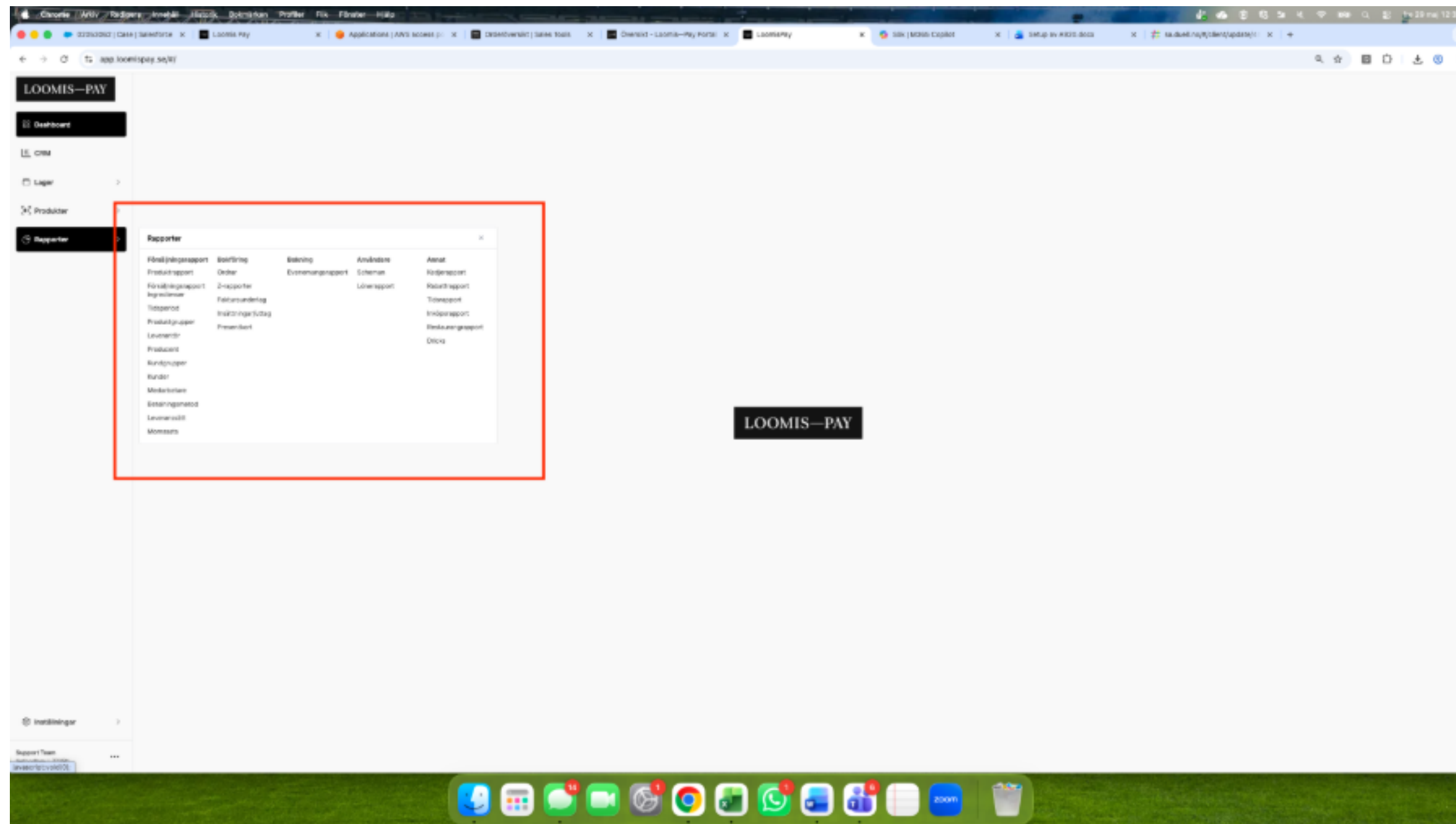
To add a product you created, click **Lägg till**.

The screenshot displays the LOOMIS-PAY dashboard interface. On the left, there is a sidebar menu with options: Dashboard, CRM, Lager, Produkter, and Registor. The main content area is titled 'Grubbnapper' and contains a search bar with the text 'Sök'. Below the search bar, there are two buttons: 'Ändra' and 'Importera'. The central part of the dashboard features a grid of product cards. Each card has a header with a name and a color-coded background, and a main image area. The grid includes various pizza and food items. A red rectangular box highlights a button labeled '+ Lägg till' (Add) located in the bottom right corner of the grid. At the bottom of the dashboard, there is a footer section with 'Support Team' and 'Defekter (1/2021)'.

Under Rapportier you'll find all reports: produktrapport, Z-rapporter etc.



Click Rapporter

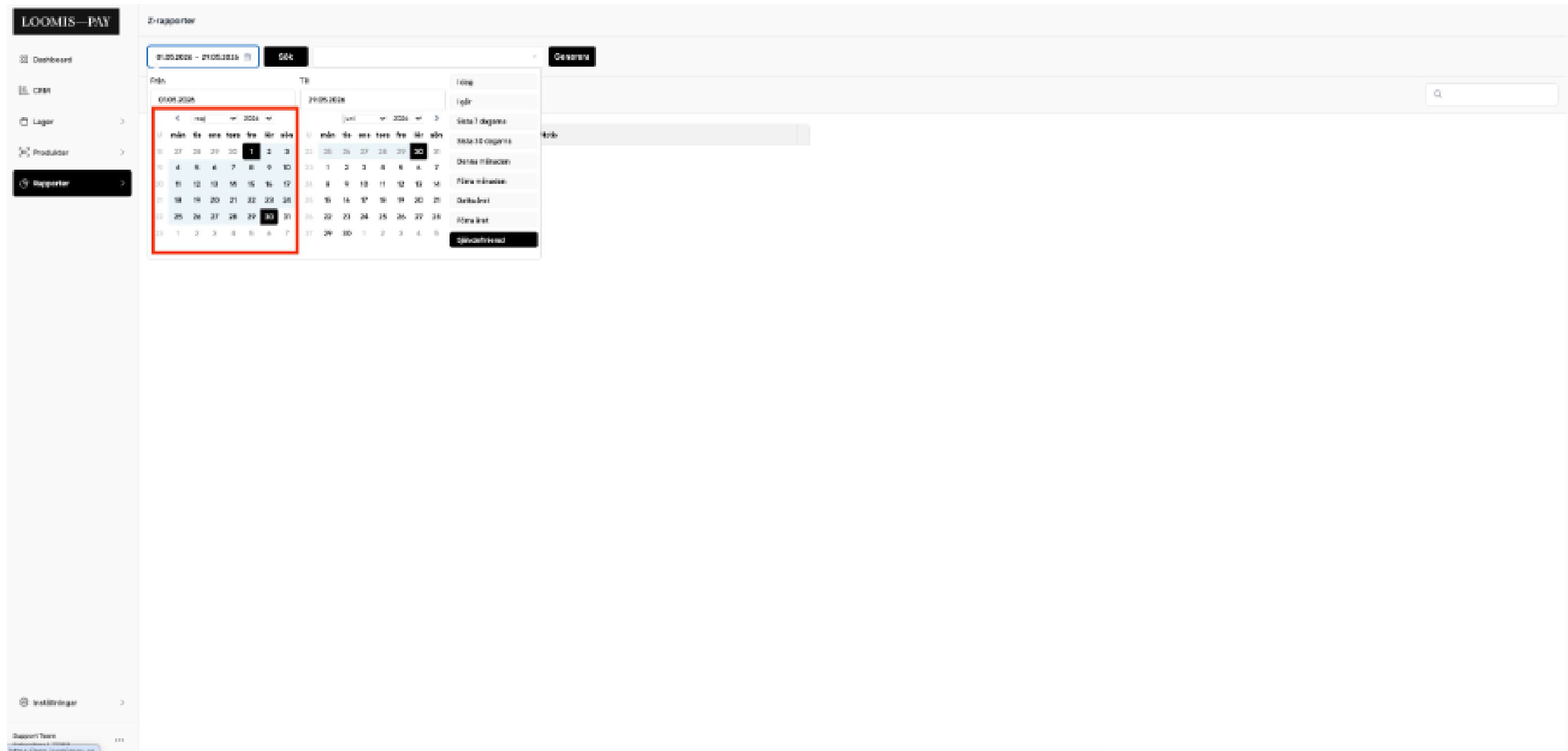


Click Z-rapporter.

The screenshot displays the Loomis-PAY web application interface. On the left, a vertical navigation menu includes 'Dashboard', 'CRM', 'Lager', 'Produkter', 'Rapporter', and 'Inviteringer'. The 'Rapporter' menu is expanded, showing a grid of report categories. The 'Z-rapporter' option is highlighted with a red rectangular box. The 'Loomis-PAY' logo is visible in the top-left and bottom-right corners of the interface.

Rapporter				
Kostingsrapport	Betaling	Betaling	Arvskatte	Arvsk
Produktionsrapport	Center	Evaluationsrapport	Schæfer	Kaldingsrapport
Finansieringsrapport	Z-rapporter		Lånsrapport	Boksrapport
Isoprodukt	Fabrikationsvejledning			Tilberedningsrapport
Tilberedning	Indtægtsrapport			Indtægtsrapport
Produktionsrapport	Erstatning			Debetrapport
Lovningsl				Omsetning
Produktion				
Kundgruppen				
Kunder				
Møderapport				
Indtægtsrapport				
Lovningsl				
Monat				

Click the calendar and select the date you want a report for. Then click Sök.



Here you click the checkbox at the top. This selects all z-rapporter.

Du är nu inloggad som XXXXXXXXXX Se museum

LOOMIS—PAY

Z-rapporter

Period
01.05.2026 - 31.05.2026 **Sök**

<input checked="" type="checkbox"/>	ID	Datum	Z-rapporten gäller	Medarbetare	Notis	
<input checked="" type="checkbox"/>	1012	06.05.2026 16:29:52	06.05.2026	User 1		Ladda ner
<input checked="" type="checkbox"/>	1011	06.05.2026 16:27:37	06.05.2026	User 1	G	Ladda ner

Viser 1 - 2 av 2

Dashboard
Schema
Order
CRM
Bokning
Lager
Produkter
Funktioner
Rapporter
Inställningar

Then click here.

LOOMIS—PAY

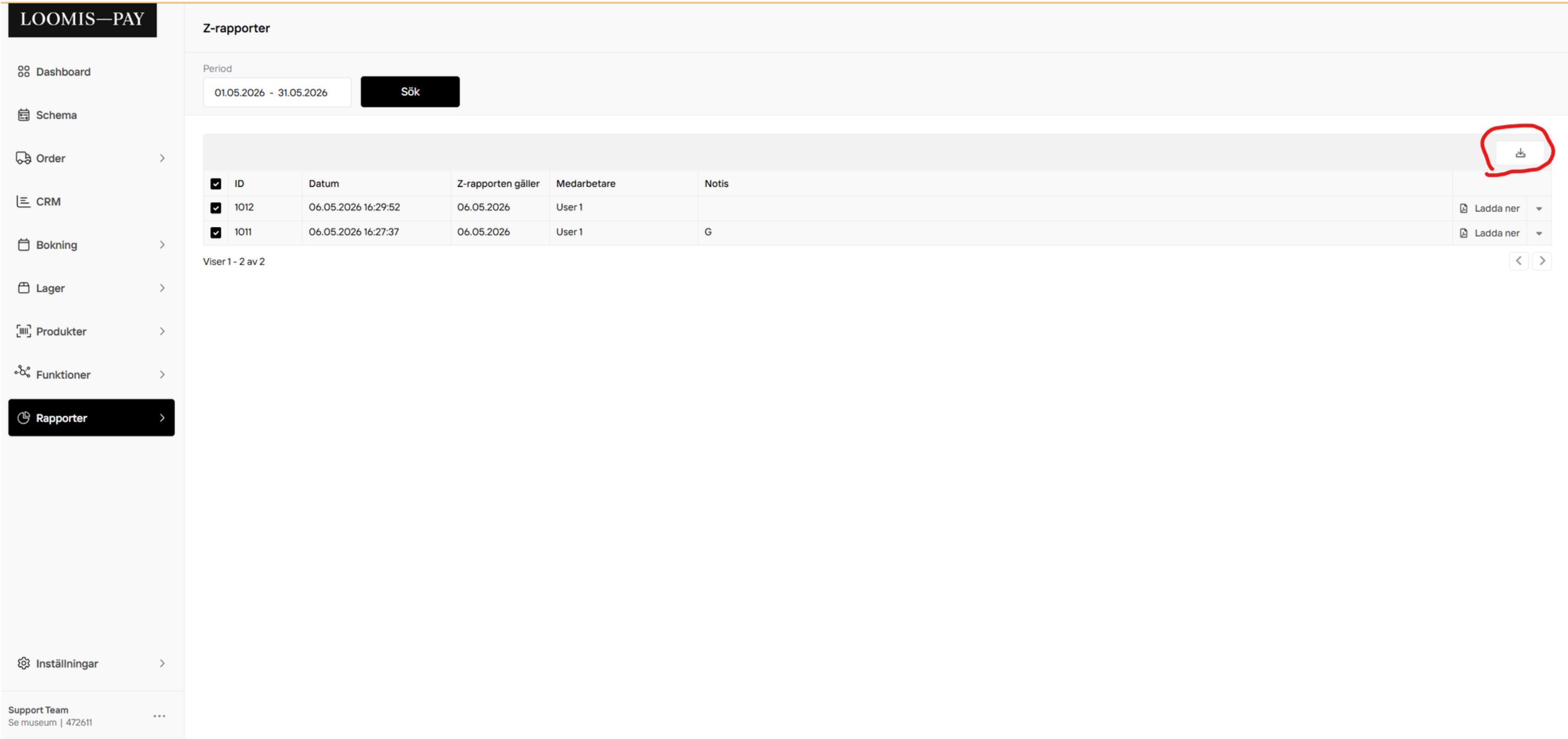
Z-rapporter

Period
01.05.2026 - 31.05.2026 **Sök**

<input checked="" type="checkbox"/>	ID	Datum	Z-rapporten gäller	Medarbetare	Notis	
<input checked="" type="checkbox"/>	1012	06.05.2026 16:29:52	06.05.2026	User 1		Ladda ner
<input checked="" type="checkbox"/>	1011	06.05.2026 16:27:37	06.05.2026	User 1	G	Ladda ner

Viser 1 - 2 av 2

Support Team
Se museum | 472611





Here you select Periodisk rapport.

LOOMIS—PAY

Z-rapporter

Period
01.05.2026 - 31.05.2026 **Sök**

<input checked="" type="checkbox"/>	ID	Datum	Z-rapporten gäller	Medarbetare	Notis	
<input checked="" type="checkbox"/>	1012	06.05.2026 16:29:52	06.05.2026	User 1		
<input checked="" type="checkbox"/>	1011	06.05.2026 16:27:37	06.05.2026	User 1	G	

Viser 1 - 2 av 2

Periodisk rapport

GBAT10

Ladda ner

Support Team
Se museum | 472611

You should now have received a PDF file in your downloads, and have thereby created a report

LOOMIS—PAY

Z-rapporter

01.05.2024 - 31.05.2024 **Gå** Periodisk rapport **Generera**

periodisk rapport (2).pdf
8,2 MB - 0,0 s

ID	Datum	Z-rapporter gäller	Meddelanden	Värde		
102	06.05.2024 10:19:02	06.05.2024	User 1		Ladda ner	Ladda ner
103	06.05.2024 10:21:07	06.05.2024	User 1	0	Ladda ner	Ladda ner

Vor 1 - 2 av 2 Visa 100 | Visa 10

Support team
2024-05-06 14:30:00